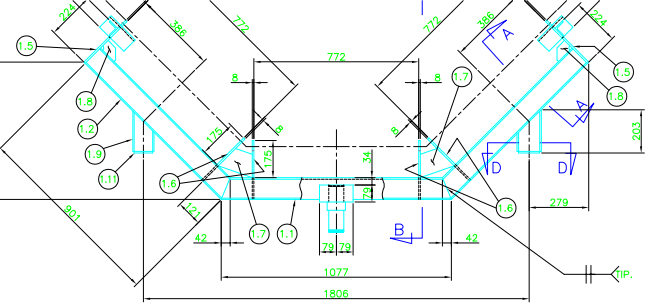

ITEM 1 – SUPORTE DE ROLETES
ESC.: 1:12,5

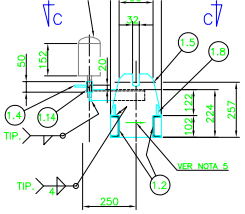

CORTE A–A
ESC.: 1:12,5



ITEM 1.1
ESC.: 1:12,5

ITEM 1.2
ESC.: 1:12,5

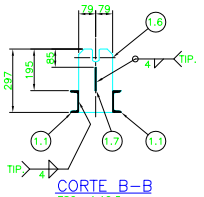

CORTE B–B
ESC.: 1:12,5

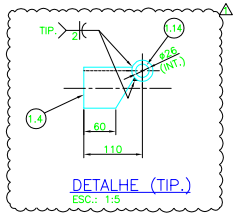

DETALHE (TIP.)
ESC.: 1:5

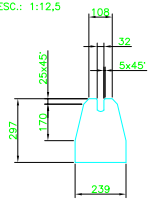

ITEM 1.5
ESC.: 1:12,5

1.1	2	U 101,6 x 41,2 x 4,57 x 1077		ASTM A–36	8,7	17,4
1.2	4	U 101,6 x 41,2 x 4,57 x 901		ASTM A–36	7,2	28,8
1.3	2	L 50,8 x 50,8 x 6,35 x 252		ASTM A–36	1,2	2,4
1.4	2	L 50,8 x 50,8 x 6,35 x 100		ASTM A–36	0,8	1,6
1.5	2	CH. 8 x 239 x 297	(DESENV.)	ASTM A–36	4,4	8,8
1.6	4	CH. 8 x 158 x 297	(DESENV.)	ASTM A–36	2,9	11,6
1.7	2	CH. 8 x 102 x 167		ASTM A–36	0,8	1,6
1.8	4	CH. 8 x 50 x 100		ASTM A–36	0,3	1,2
1.9	4	CH. 6,3 x 145 x 195		ASTM A–36	1,4	5,6
1.10	4	CH. 6,3 x 100 x 195		ASTM A–36	1,0	4,0
1.11	2	CH. 6,3 x 100 x 145		ASTM A–36	0,7	1,4
1.12	1	CUBO ø70/ø158 x 79	USINADO	SAE 1020	9,8	9,8
1.13	2	ø66k5/ø84 x 217		SAE 1020	9,4	18,8
1.14	2	TUBO ø40 x ø26 x 50	USINADO	ST. 33,1		
2		BASE				81,7
2.1	2	CH. 8 x 90 x 2740	(DESENV.)	ASTM A–36	15,3	30,6
2.2	2	CH. 8 x 90 x 1265	(DESENV.)	ASTM A–36	7,1	14,2
2.3	2	CH. 12,5 x 76 x 380		ASTM A–36	2,9	5,8
2.4	1	CH. 6,3 x 77 x 210		ASTM A–36	0,8	0,8
2.5	3	CH. 6,3 x 90 x 210		ASTM A–36	0,9	2,7
2.6	1	CH. 6,3 x 77 x 210		ASTM A–36	0,8	0,8
2.7	3	CH. 6,3 x 90 x 210		ASTM A–36	0,9	2,7
2.8	2	CH. 9,5 x 120 x 144		ASTM A–36	1,3	2,6
2.9	4	CH. 9,5 x 64 x 76		ASTM A–36	0,4	1,6
2.10	1	CUBO ø91/ø210 x 110	USINADO	SAE 1020	19,8	19,8
2.11	1	LUVA DN1/4" – ROSCA NPT 3000# – CONF. ASME B16.3	TUPY/SIMILAR	ASTM A–197M	0,1	0,1
3		TUBO DE LUBRIFICAÇÃO				0,3
3.1	1	TUBO ø6 x 1215	ERMETO/SIMILAR	COBRE	0,3	0,3

PESO TOTAL = 185,6Kg

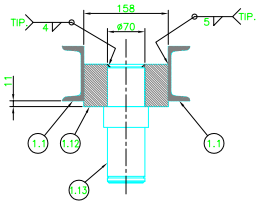

DETALHE DE FIXAÇÃO DO EIXO
ESC.: 1:12,5

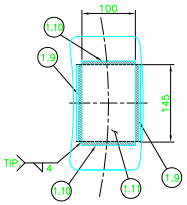

CORTE D–D
ESC.: 1:5

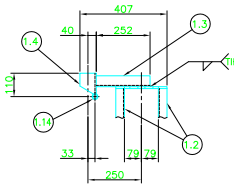

VISTA C–C
ESC.: 1:12,5

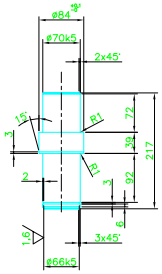

ITEM 1.13
ESC.: 1:5

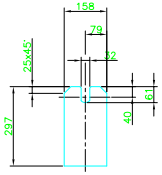

ITEM 1.6
ESC.: 1:10

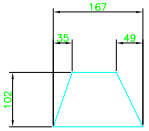

ITEM 1.7
ESC.: 1:5

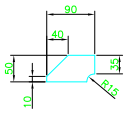

ITEM 1.8
ESC.: 1:5

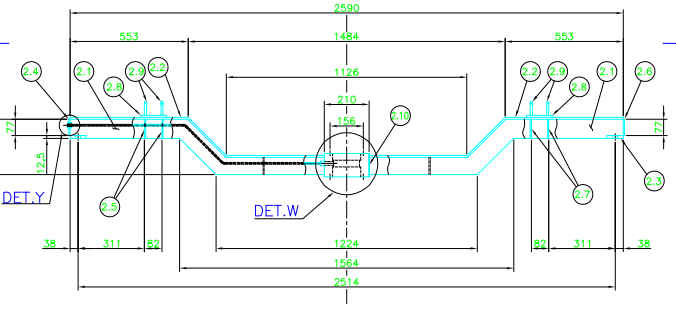

ITEM 2 – BASE
ESC.: 1:12,5

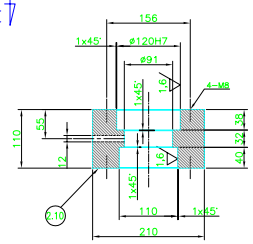

CORTE F–F
ESC.: 1:5

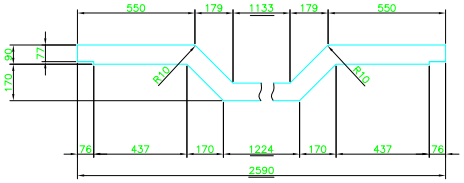

ITEM 2.1
ESC.: 1:12,5

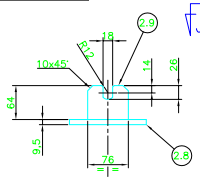

VISTA G–G
ESC.: 1:5

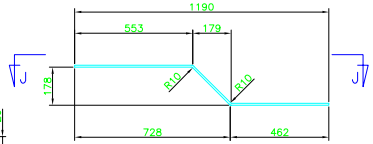

ITEM 2.2
ESC.: 1:12,5

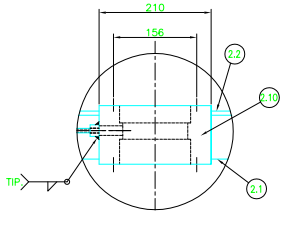

DETALHE W
ESC.: 1:5

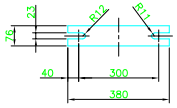

ITEM 2.3
ESC.: 1:10

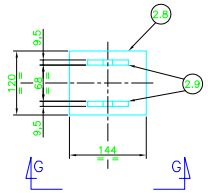

DETALHE Z
ESC.: 1:5

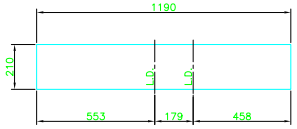

VISTA J–J
ESC.: 1:12,5

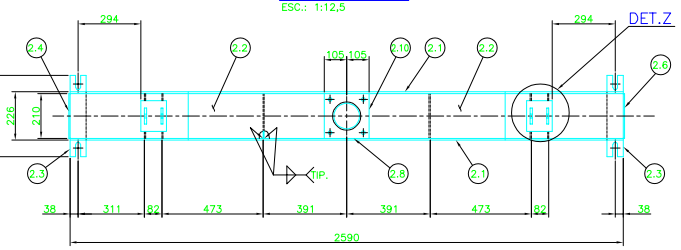

VISTA E–E
ESC.: 1:12,5

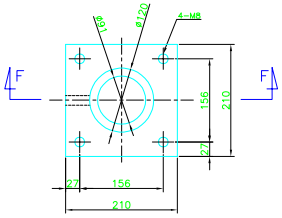

ITEM 2.10
ESC.: 1:5

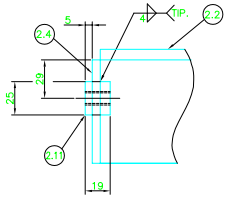

DETALHE "Y"
ESC.: 1:2

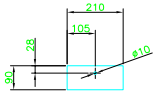

ITEM 2.5
ESC.: 1:10

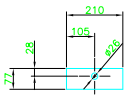

ITEM 2.4
ESC.: 1:10

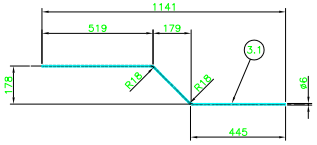

ITEM 3 – TUBO
ESC.: 1:12,5

NOTAS

DIMENSÕES EM MILÍMETRO, EXCETO ONDE INDICADO.
SOLDAS CONFORME NORMA "AWS" ELETRODO E–7018.
PINTURA CONFORME NORMA VALE Nº PR–000T–21655.
ELIMINAR QUINAS VIVAS COM CHANFROS DE 0,5x45°.
GRAVAR SETA INDICATIVA DO SENTIDO DE TRANSPORTE.
PARA CONJUNTO VER DES. Nº 3581TU–L–57440.
UTILIZAR ROLO GUIA VERTICAL (ø102 x 182) CONFORME DESENHO: 3581TU–M–79662.

DOCUMENTOS DE REFERÊNCIA

REV.	T.E.	DESCRIÇÃO	PROJ.	DES.	VER.	APR.	SE.	DATA
1	E	REVISADO PELA EMPRESA: COMPTL SE: NO-INVIA/23 - CORRIGIR DESENHO CIVIL IN-NO CONFORME NOTA: 20241-NOTA 19	WGSN	WGSN	GPO	GPO	NO-INVIA/23	21/11/2023
0	E	PARA CONSTRUÇÃO	LRO	VOB	WLR	WLR	PPEN011-12	07/08/12
C	B	PARA APROVAÇÃO	LRO	VOB	WLR	WLR	PPEN011-12	30/07/12
B	B	PARA APROVAÇÃO	LRO	VOB	WLR	ILV	PPEN011-12	01/06/12
A	B	PARA APROVAÇÃO	LRO	VOB	WLR	ILV	PPEN011-12	16/05/12

REVISÕES

T.E. TIPO DE EMISSÃO: (A) PRELIMINAR (B) PARA APROVAÇÃO (C) PARA CONHECIMENTO (D) PARA COTAÇÃO (E) PARA CONSTRUÇÃO (F) CONFORME COMPRADO (G) CONFORME CONSTRUÍDO (H) CANCELADO

VALE

ENIGMA Engenharia

PROJETO	Nº DO PROJETO	Nº DA SE
CAVALETE AUTO–ALINHANTE 84"		PPEN011-12

PROJETO DETALHADO
TERMINAL DE MINÉRIOS
TRANSPORTADOR DE CORREIA – TR–N05, TR–N06, TR–H21, TR–H24 E TR–D06
CAVALETE AUTO–ALINHANTE DE CARGA
DETALHES

ESCALA	Nº CONTRATADA	Nº VALE	REVISÃO
INDICADA	EN0222038MEM002	3581TU–L–57441	1

PE–G–601 – Rev 5 (A1)