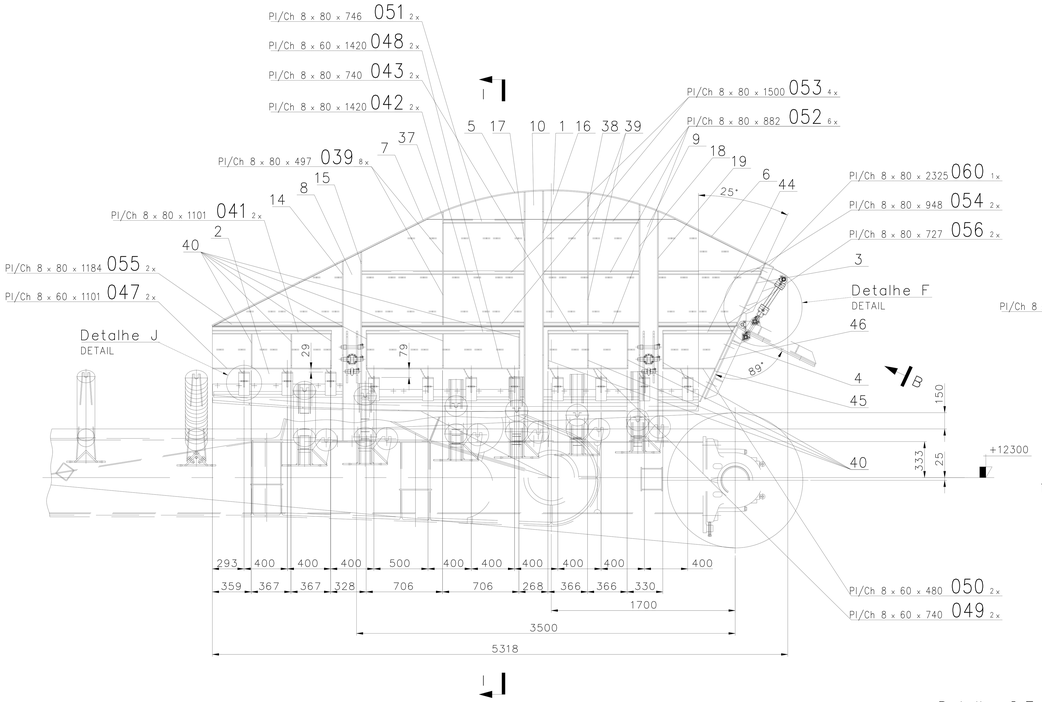

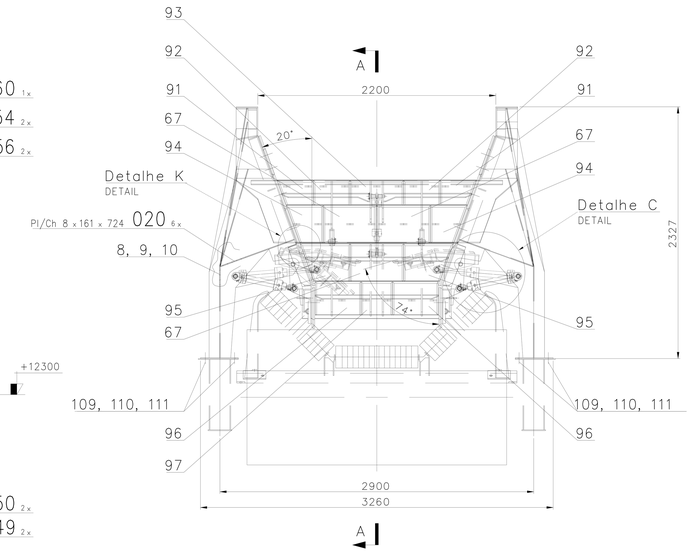

Corte A–A
SECTION

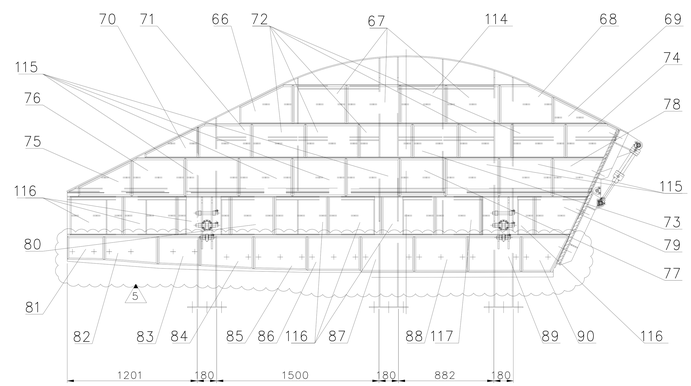

Corte I–I
SECTION

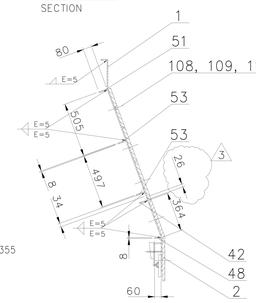

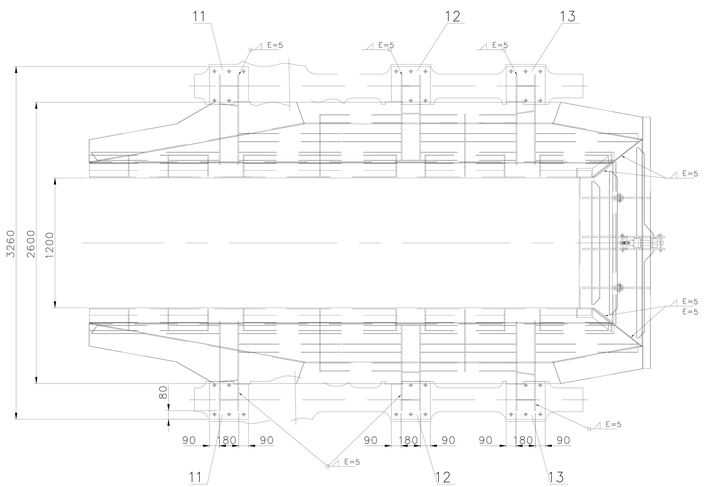

Detalhe C Esc: 1:10
DETAIL SC.

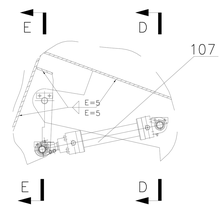

Corte E–E Esc: 1:5
SECTION SC.

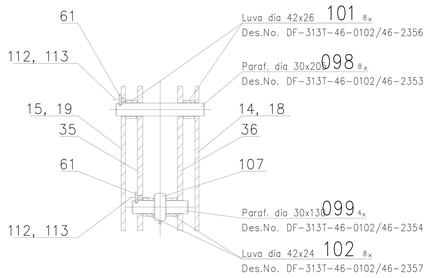

Corte D–D Esc: 1:5
SECTION SC.

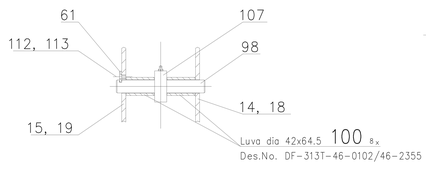

Detalhe F Esc: 1:10
DETAIL SC.

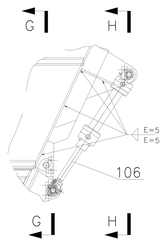

Corte G–G Esc: 1:5
SECTION SC.

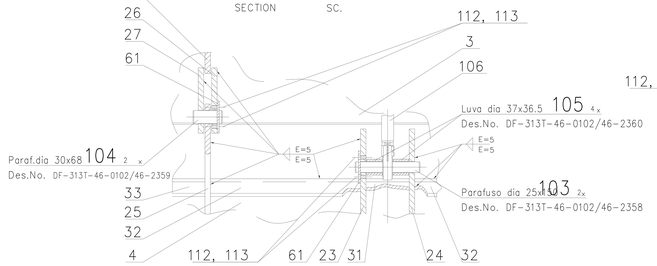

Corte H–H Esc: 1:5
SECTION SC.

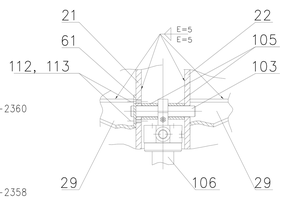

Vista B
VIEW

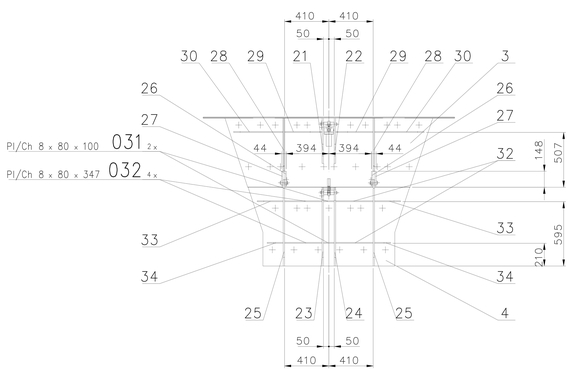

Detalhe K Esc: 1:5
DETAIL SC.

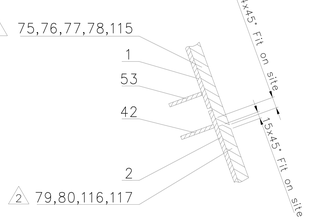

AS BUILT

NOTAS

1 – METAL DE ADIÇÃO PARA SAC 50 : AWS 5.20/E7111

DESENHOS DE REFERÊNCIA

– DF-313T-46-0102/46-2310 CONJUNTO DO CHUTE CENTRAL

REV.	DATA	TIPO	POR	SOLICIT.	DESCRIÇÃO
5	14.06.05	E	WRS		ONDE INDICADO (1x), AS BUILT
4	13.10.04	E	WRS		DES. CERTIFICADO, LIBERADO P/ FABRICAÇÃO E MONTAGEM
3	20.09.04	E	JA		PARA CONSTRUÇÃO
2	14.09.04	E	JA		PARA APROVAÇÃO
1	02.2004	B	WI		PARA APROVAÇÃO
0	11.2003	A	WI		EMISSÃO INICIAL

REVISÕES

TIPO DE EMISSÃO
(A) PRELIMINAR (B) PARA APROVAÇÃO (C) PARA CONHECIMENTO (D) PARA COTAÇÃO (E) PARA CONSTRUÇÃO (F) CONFORME COMPRADO (G) CONFORME CONSTRUIDO (H) CANCELADO

DETALHE GERAL:
Para cantos de chapas de ligação/placas transversais:
Sequence de solda:
1. Solda longitudinal
2.Solda transversais
caso não informado

DETALHE GERAL:
em locais com reforço nos cantos
R=40
soldas para prender os cantos

GENERAL DETAIL:
For corners of gusset plates/cross plates:
Welding sequence:
1.longitudinal welds
2.cross welds
unless otherwise shown

GENERAL DETAIL:
where corner cutouts are shown
R=40
welds to be led around edges

GENERAL DETAIL
DETALHE GERAL
unless otherwise specified

Detalhe de Solda Geral para filetes

General Welding Detail for Fillet welds

Released for manufacturing
Liberado para Fabricação
Date/Data
signed/por

This drawing is our intellectual property. It must not be reproduced nor transfered to or brought within the reach of third parties without our written permission. Likewise, the receiver is not allowed to use this drawing as a basis for manufacture. Violation obliges to compensation of damages.
VOEST-ALPINE Materials Handling GmbH & Co KG ZELTWEG

DIMENSIONAL TOLERANCES unless otherwise specified — Variations in mm

Nominal dimensions mm		0.5 to 3	over 3 to 6	over 6 to 30	over 30 to 120	over 120 to 315	over 315 to 1000	over 1000 to 2000	over 2000 to 4000	over 4000 to 8000	over 8000 to 12000
Permissible variations	Fine Series	±0.05	±0.05	±0.1	±0.15	±0.2	±0.3	±0.5			
	Medium Series	±0.1	±0.1	±0.2	±0.3	±0.5	±0.8	±1.2	±2	±3	±4
	Coarse Series		±0.2	±0.5	±0.8	±1.25	±2	±3	±4	±5	±6

TOLERANCIA DIMENSIONAIS caso não especificadas — Tolerancias em mm

Dimensão Nominal mm		≤3 até 3	> 3 até 6	> 6 até 30	> 30 até 120	> 120 até 315	> 315 até 1000	> 1000 até 2000	> 2000 até 4000	> 4000 até 8000	> 8000 até 12000
Tolerancias Admissiveis	Fino	±0.05	±0.05	±0.1	±0.15	±0.2	±0.3	±0.5			
	Media	±0.1	±0.1	±0.2	±0.3	±0.5	±0.8	±1.2	±2	±3	±4
	Grosseiro		±0.2	±0.5	±0.8	±1.25	±2	±3	±4	±5	±6

CVRD — COMPLEXO DE TUBARÃO

SANDVIK MGS

TERMINAL DE MINÉRIOS
PÁTIO DE ESTOCAGEM – PÁTIO J / PÁTIO P
SISTEMA DE TRANSPORTADOR DA LANÇA
CHUTE DE RECEBIMENTO – ER-02/03

	RESPONSAVEL	DATA
PROJ.	VAMH	02.2004
DES.	BEKO	02.2004
VER.	RIEGER	
APROV.	WIECZOREK	

ESCALA	Nº CVRD:	REV.
1:20, 1:10, 1:5	DF-313T-46-0102/46-2311	5
SE Nº	N. VAMH: 415.53862.000	FOLHA 1/4

FORMATO: A0